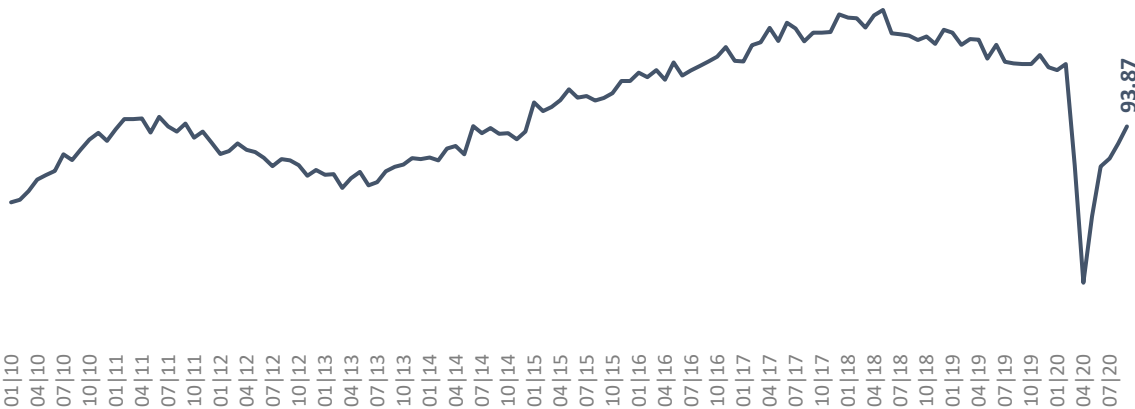


MARKET UPDATE 09/2020



“RECOVERY OF TAW ACTIVITY CONTINUES IN SEPTEMBER”

FEDERGON INDEX



This Index reflects the level of business in the month concerned in comparison with the situation in January 2007 (base 100), on the basis of seasonally adjusted data.

“The industry activity dropped by -11.78% in comparison with September 2019. However, there was an increase of the activity by +3.88% compared to the previous month.”



White collar		Blue collar	
M/M-1:	+4.87%	M/M-1:	+3.09%
M/M-12:	-9.51%	M/M-12:	-13.43%



PAUL VERSCHUEREN
DIRECTOR RESEARCH & ECONOMIC AFFAIRS

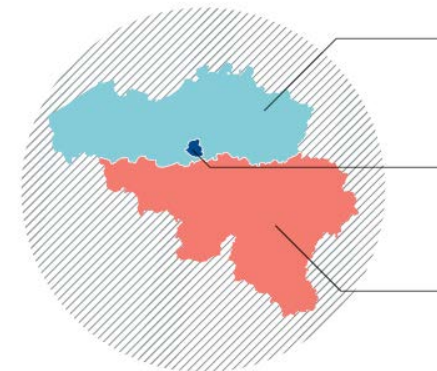


In September 2020, on a monthly basis, we can report growth in both the white collar & blue collar segments and in the three regions. On a year-on-year base, we observe that the decline of activity is softening.

More: @VerschuerenPau



REGIONAL EVOLUTION



M/M-1	M/M-12
+4.06%	-11.13%
M/M-1	M/M-12
+6.65%	-18.36%
M/M-1	M/M-12
+3.40%	-11.29%

MARKET UPDATE 09/2020



BELGIUM			
YEARLY GROWTH (M/M-12)			
	<u>Total</u>	<u>White collar</u>	<u>Blue collar</u>
April 2020	-44.27%	-40.92%	-46.73%
May 2020	-28.81%	-21.50%	-33.98%
June 2020	-24.49%	-19.83%	-27.86%
July 2020	-18.27%	-15.70%	-20.40%
August 2020	-15.02%	-13.03%	-16.62%
September 2020	-11.78%	-9.51%	-13.43%

MONTHLY GROWTH (M/M-1)			
	<u>Total</u>	<u>White collar</u>	<u>Blue collar</u>
April 2020	-27.99%	-26.03%	-29.51%
May 2020	22.00%	26.10%	18.66%
June 2020	13.55%	12.50%	14.45%
July 2020	1.90%	-0.68%	4.09%
August 2020	3.51%	2.56%	4.28%
September 2020	3.88%	4.87%	3.09%

FLANDERS			
YEARLY GROWTH (M/M-12)			
	<u>Total</u>	<u>White collar</u>	<u>Blue collar</u>
April 2020	-44.12%	-43.22%	-44.73%
May 2020	-28.35%	-20.78%	-33.24%
June 2020	-23.75%	-17.61%	-27.80%
July 2020	-17.91%	-14.40%	-20.58%
August 2020	-14.89%	-12.92%	-16.37%
September 2020	-11.13%	-9.00%	-12.57%

MONTHLY GROWTH (M/M-1)			
	<u>Total</u>	<u>White collar</u>	<u>Blue collar</u>
April 2020	-26.26%	-25.16%	-27.01%
May 2020	23.00%	33.15%	15.99%
June 2020	12.46%	12.79%	12.21%
July 2020	1.54%	-1.27%	3.78%
August 2020	2.91%	1.42%	4.03%
September 2020	4.06%	5.27%	3.16%

WALLONIA			
YEARLY GROWTH (M/M-12)			
	<u>Total</u>	<u>White collar</u>	<u>Blue collar</u>
April 2020	-42.92%	-33.51%	-48.54%
May 2020	-28.17%	-13.88%	-36.44%
June 2020	-23.88%	-16.58%	-28.22%
July 2020	-16.39%	-11.99%	-19.46%
August 2020	-12.43%	-7.53%	-15.76%
September 2020	-11.29%	-7.10%	-13.70%

MONTHLY GROWTH (M/M-1)			
	<u>Total</u>	<u>White collar</u>	<u>Blue collar</u>
April 2020	-29.87%	-25.43%	-32.91%
May 2020	19.16%	22.00%	17.00%
June 2020	14.73%	9.19%	19.12%
July 2020	3.10%	-2.45%	7.12%
August 2020	3.73%	4.43%	3.27%
September 2020	3.40%	2.58%	3.95%

BRUSSELS			
YEARLY GROWTH (M/M-12)			
	<u>Total</u>	<u>White collar</u>	<u>Blue collar</u>
April 2020	-49.37%	-41.79%	-70.31%
May 2020	-34.57%	-36.00%	-30.50%
June 2020	-32.42%	-34.57%	-26.34%
July 2020	-27.01%	-27.91%	-24.00%
August 2020	-23.94%	-22.78%	-27.17%
September 2020	-18.36%	-15.37%	-26.11%

MONTHLY GROWTH (M/M-1)			
	<u>Total</u>	<u>White collar</u>	<u>Blue collar</u>
April 2020	-31.41%	-27.60%	-46.74%
May 2020	20.60%	3.49%	114.26%
June 2020	10.20%	9.86%	11.10%
July 2020	2.24%	5.73%	-6.90%
August 2020	7.43%	7.44%	7.40%
September 2020	6.65%	7.96%	2.78%



More figures?

[Kenniscentrum](#)

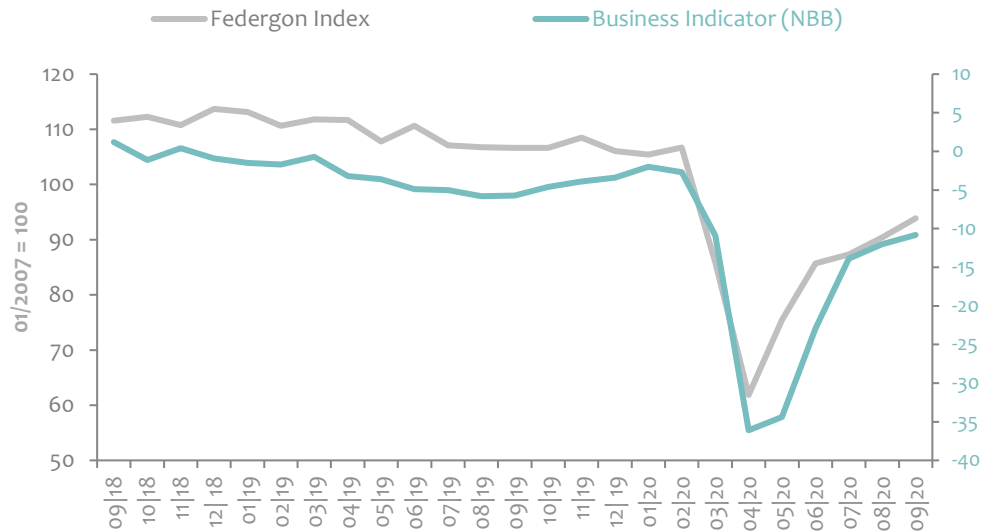
[Centre de connaissances](#)

[European Employment Barometer by SIA and WEC](#)

MARKET UPDATE 09/2020



BELGIAN BUSINESS INDEX



“Business confidence picks up slightly in September”

- The business barometer has continued to recover in September, for the fifth month in a row. The rate of increase is nevertheless tending to slow down a bit.
- The business climate has firmed up in the manufacturing industry, for the fourth consecutive month, as well as in the building industry. By contrast, confidence has been eroded in business-related services and, once again, in the trade sector.

In the manufacturing industry, business leaders continue to appraise their total order books more positively. After having fallen back last month, demand forecasts have been revised upwards. As for the slight revival of confidence in the building industry, this is based almost entirely on greater use of equipment. In the business-related services sector, entrepreneurs are still hesitant. So, following a timid recovery last month, the indicator has turned down again in September. The pessimism has fed through to the appraisal of the current situation as well as to forecasts. In the trade sector, company managers are still expecting a reduction in both demand and orders placed with suppliers over the next three months. The overall smoothed synthetic curve, which reflects the underlying cyclical trend, is pointing clearly upwards. (source: NBB)

Visit our Expertise Center for more figures related to the Temporary Agency Work industry in Belgium:

NL: <https://federgon.be/kennis-centrum/cijfers>

FR: <https://federgon.be/fr/centre-de-connaissances/centre-de-connaissances>

METHODOLOGICAL NOTE:

The monthly structural survey is conducted among a fixed sample of 38 Federgon members accounting for 79.16% of the temporary agency work industry in Belgium in 2018.

- All figures in this monthly report relate to daily averages in order to neutralize the differences in number of working days per month.
- The year-on-year evolution is calculated from gross figures.
- The month-on-previous-month changes are calculated from seasonally adjusted figures (the seasonal adjustment is performed by the Surveys Department of the National Bank of Belgium using the Demetra+ method).

DISCLAIMER The data contained in these pages were collected by Federgon with the utmost care and thoroughness. In view of the rapid evolution and complexity of the subjects, Federgon provides no guarantee that the information published is accurate and up-to-date. Therefore Federgon does not accept any liability for any direct and indirect damage arising from the access to and consultation or use of the information data and publications available on the website or sent by e-mail and/or from the access to and use of interactive applications.

FEDERAGON
RESEARCH & ECONOMIC AFFAIRS
TOUR & TAXIS
Koninklijk Pakhuis / Entrepôt Royal
Havenlaan 86C bus 302
Avenue du Port 86C bte 302
1000 BRUSSELS
stat@federgon.be
@Federgon
@VerschuerenPau
T: 0032 (0)2/203 38 03
www.federgon.be

