

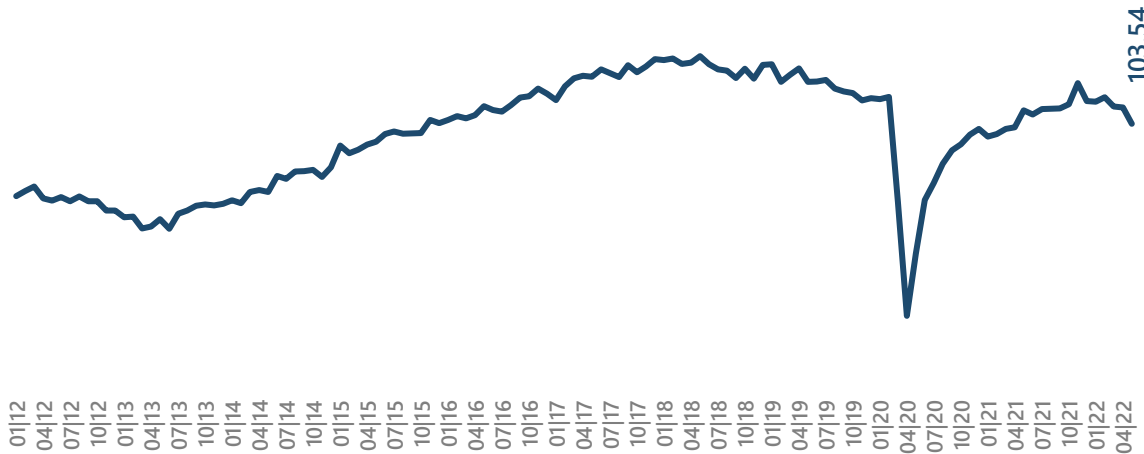
Market Update 05/2022

TAW activity decreases in May

PAUL VERSCHUEREN

DIRECTOR RESEARCH & ECONOMIC AFFAIRS

FEDERAGON INDEX



In May 2022, the activity declined on both a monthly (-3.10%) and annual (-5.76%) basis. The general economic downturn is further reinforced by the disappearance of Corona-related activities such as contact tracing and the staffing of vaccination centers.

More: @VerschuereenPau



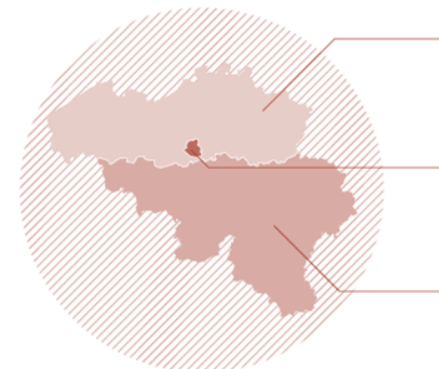
This Index reflects the level of business in the month concerned in comparison with the situation in January 2007 (base 100), on the basis of seasonally adjusted data.

"In comparison with May 2021, the industry activity decreased by -5.76%. Compared to the previous month, the activity drops by -3.10% (in hours worked)."



	White collar	Blue collar
M/M-1:	-6.26%	M/M-1: - 3.02%
M/M-12:	-10.44%	M/M-12: -1.98%

REGIONAL EVOLUTION



	M/M-1	M/M-12
	-4.03%	-7.14%
	M/M-1	M/M-12
	+2.62%	+2.03%
	M/M-1	M/M-12
	-1.54%	-4.78%

Market Update 05/2022

BELGIUM	YEARLY GROWTH (M/M-12)			MONTHLY GROWTH (M/M-1)		
	Total	White collar	Blue collar	Total	White collar	Blue collar
December 2021	2.63%	-1.18%	5.92%	-3.27%	-2.24%	-3.47%
January 2022	4.45%	2.83%	5.77%	-0.15%	0.86%	-0.26%
February 2022	7.66%	4.00%	10.60%	0.88%	-0.10%	1.30%
March 2022	5.85%	1.37%	9.35%	-1.76%	-1.52%	-1.33%
April 2022	5.37%	3.09%	7.19%	-0.18%	0.42%	-0.98%
May 2022	-5.76%	-10.44%	-1.98%	-3.10%	-6.26%	-3.02%

FLANDERS	YEARLY GROWTH (M/M-12)			MONTHLY GROWTH (M/M-1)		
	Total	White collar	Blue collar	Total	White collar	Blue collar
December 2021	-1.35%	-6.06%	2.33%	-2.96%	-2.52%	-2.93%
January 2022	-0.15%	-3.41%	2.24%	-0.52%	-0.16%	-0.07%
February 2022	4.05%	0.18%	6.84%	1.02%	0.70%	0.65%
March 2022	3.72%	-0.14%	6.39%	-1.24%	-0.92%	-1.08%
April 2022	4.77%	5.35%	4.36%	0.56%	1.69%	-0.82%
May 2022	-7.14%	-9.19%	-5.72%	-4.03%	-3.71%	-3.99%

WALLONIA	YEARLY GROWTH (M/M-12)			MONTHLY GROWTH (M/M-1)		
	Total	White collar	Blue collar	Total	White collar	Blue collar
December 2021	11.45%	11.13%	11.68%	-4.18%	-3.37%	-3.30%
January 2022	15.02%	19.51%	12.06%	1.47%	1.95%	0.29%
February 2022	15.60%	16.16%	15.24%	0.70%	1.89%	1.91%
March 2022	10.18%	7.81%	11.71%	-2.99%	-2.92%	-2.03%
April 2022	5.76%	0.16%	9.72%	-2.09%	-7.70%	-1.12%
May 2022	-4.78%	-15.32%	2.95%	-1.54%	-5.67%	-0.34%

BRUSSELS	YEARLY GROWTH (M/M-12)			MONTHLY GROWTH (M/M-1)		
	Total	White collar	Blue collar	Total	White collar	Blue collar
December 2021	8.40%	1.93%	32.74%	-3.05%	-2.09%	-6.79%
January 2022	11.51%	6.07%	31.80%	-0.91%	0.79%	-3.75%
February 2022	14.23%	3.20%	62.44%	-0.09%	-1.87%	2.25%
March 2022	10.17%	-1.63%	62.04%	-0.31%	-1.98%	-1.45%
April 2022	9.04%	-1.47%	55.00%	-0.09%	-0.18%	-0.29%
May 2022	2.03%	-7.59%	39.91%	2.62%	-0.31%	4.40%



More figures?

[Kenniscentrum](#)

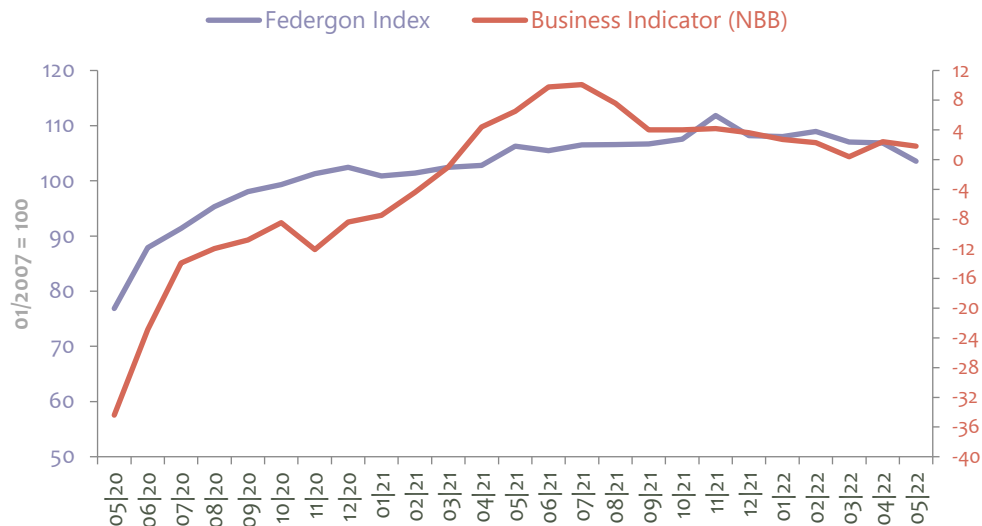
[Centre de connaissances](#)

[European Employment Barometer by
SIA and WEC](#)

Market Update 05/2022

BELGIAN BUSINESS INDEX

“Business barometer dips slightly in May”



- Business leaders' loss of confidence was evident in trade and the building industry. Conversely, the business climate improved slightly in the business-related services sector and in industry.

In trade, the sharp cyclical weakening is attributable essentially to a marked downward revision of the outlook for demand and orders placed with suppliers. Employment forecasts have also deteriorated, but to a lesser extent. The motor vehicle distribution sector stands out however, recording a strong rise in the indicator for the second consecutive month. In the building industry, all the underlying components also contributed to the decline in confidence, namely demand forecasts, the current level of order books and the recent trend in orders, as well as changes in use of equipment. The latter has deteriorated the least. The meagre rise in the indicator in the business-related services branch stems from more favourable forecasts of market demand, following last month's sharp decline. Business leaders made hardly any change in their assessment of the current and future level of their own activity. Finally, in manufacturing industry the small revival in confidence is due to a more positive assessment of the current level of order books and an improvement in demand expectations. In addition, stock levels were revised downwards slightly from the previous month. Conversely, business leaders were more reticent in their forecasts regarding employment. The smoothed overall synthetic curve which reflects the underlying cyclical trend has again declined slightly. (source: NBB)

Visit our Expertise Center for more figures related to the Temporary Agency Work industry in Belgium:

NL: <https://federgon.be/kennis-centrum/cijfers>

FR: <https://federgon.be/fr/centre-de-connaissances/centre-de-connaissances>

METHODOLOGICAL NOTE:

The monthly structural survey is conducted among a fixed sample of 39 Federgon members accounting for 77.44% of the temporary agency work industry in Belgium in 2020.

- All figures in this monthly report relate to daily averages in order to neutralize the differences in number of working days per month.
- The year-on-year evolution is calculated from gross figures.

• The month-on-previous-month changes are calculated from seasonally adjusted figures (the seasonal adjustment is performed by the Surveys Department of the National Bank of Belgium using the Demetra+ method).

DISCLAIMER The data contained in these pages were collected by Federgon with the utmost care and thoroughness. In view of the rapid evolution and complexity of the subjects, Federgon provides no guarantee that the information published is accurate and up-to-date. Therefore Federgon does not accept any liability for any direct and indirect damage arising from the access to and consultation or use of the information data and publications available on the website or sent by e-mail and/or from the access to and use of interactive applications.

FEDERAGON RESEARCH & ECONOMIC AFFAIRS

TOUR & TAXIS

Koninklijk Pakhuis / Entrepôt Royal

Havenlaan 86C bus 302

Avenue du Port 86C bte 302

1000 BRUSSELS

stat@federgon.be

@Federgon

@VerschuerenPau

T: 0032 (0)2/203 38 03

www.federgon.be

