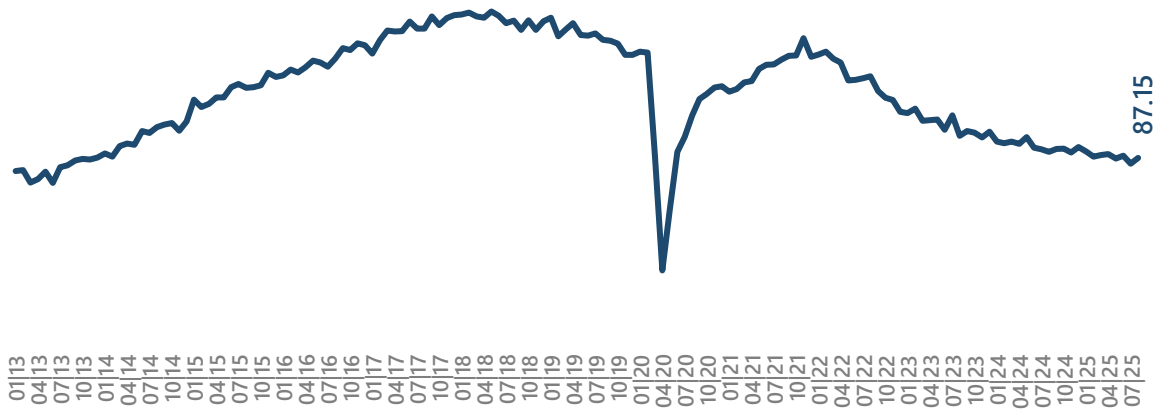


# Market Update 08/2025

## MODERATE IMPROVEMENT OF STAFFING ACTIVITY IN AUGUST

### FEDERGON INDEX



This Index reflects the level of business in the month concerned in comparison with the situation in January 2007 (base 100), on the basis of seasonally adjusted data.

“

The recent figures suggest a slight improvement in staffing demand, yet the trend remains fragile. Persistent cyclical pressures and labour market uncertainties continue to weigh on the sector's momentum, limiting the strength of the rebound.

”

### REGIONAL EVOLUTION

“Compared to the same period last year, the industry activity is +0.76% higher. Seasonally adjusted figures indicate an increase of the TAW activity (+1.44%) on a monthly basis.”



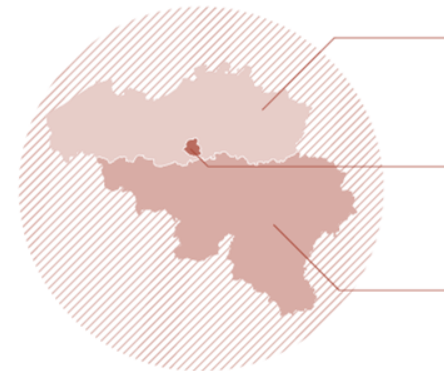
#### White collar

M/M-1: **+0.51%**  
M/M-12: **-2.44%**



#### Blue collar

M/M-1: **+1.46%**  
M/M-12: **+3.32%**



M/M-1	M/M-12
<b>+2.11%</b>	<b>+1.32%</b>
M/M-1	M/M-12
<b>-0.24%</b>	<b>+11.36%</b>
M/M-1	M/M-12
<b>+0.19%</b>	<b>-4.03%</b>

# Market Update 08/2025

BELGIUM						
YEARLY GROWTH (M/M-12)			MONTHLY GROWTH (M/M-1)			
	<u>White collar</u>	<u>Blue collar</u>	<u>Total</u>	<u>White collar</u>	<u>Blue collar</u>	<u>Total</u>
March 2025	-5.20%	-2.21%	-3.51%	1.08%	-0.26%	0.34%
April 2025	-4.44%	0.82%	-1.47%	-0.59%	1.45%	0.27%
May 2025	-8.58%	-3.38%	-5.64%	-2.08%	-1.21%	-1.02%
June 2025	-4.41%	-0.15%	-1.95%	0.55%	0.60%	0.68%
July 2025	-1.83%	1.66%	0.10%	-1.91%	-1.70%	-1.94%
August 2025	-2.44%	3.32%	0.76%	0.51%	1.46%	1.44%
FLANDERS						
YEARLY GROWTH (M/M-12)			MONTHLY GROWTH (M/M-1)			
	<u>White collar</u>	<u>Blue collar</u>	<u>Total</u>	<u>White collar</u>	<u>Blue collar</u>	<u>Total</u>
March 2025	-7.75%	-1.62%	-4.08%	0.91%	0.51%	0.86%
April 2025	-7.90%	1.78%	-2.13%	-1.21%	1.33%	0.21%
May 2025	-11.28%	-3.24%	-6.43%	-1.27%	-1.21%	-1.06%
June 2025	-8.31%	0.05%	-3.16%	0.31%	1.25%	0.84%
July 2025	-5.20%	2.43%	-0.74%	-0.97%	-1.70%	-1.59%
August 2025	-4.90%	5.73%	1.32%	0.2%	3.27%	2.11%
WALLONIA						
YEARLY GROWTH (M/M-12)			MONTHLY GROWTH (M/M-1)			
	<u>White collar</u>	<u>Blue collar</u>	<u>Total</u>	<u>White collar</u>	<u>Blue collar</u>	<u>Total</u>
March 2025	-7.08%	-2.18%	-4.14%	-0.49%	-1.12%	-0.91%
April 2025	-4.81%	-0.83%	-2.41%	-1.57%	-0.07%	-0.60%
May 2025	-10.28%	-3.40%	-6.24%	0.67%	-0.32%	-0.14%
June 2025	-4.78%	-2.01%	-3.10%	-1.21%	-0.83%	-0.61%
July 2025	-3.15%	-1.28%	-2.07%	-2.98%	-2.36%	-2.82%
August 2025	-5.82%	-2.68%	-4.03%	0.7%	-0.46%	0.19%
BRUSSELS						
YEARLY GROWTH (M/M-12)			MONTHLY GROWTH (M/M-1)			
	<u>White collar</u>	<u>Blue collar</u>	<u>Total</u>	<u>White collar</u>	<u>Blue collar</u>	<u>Total</u>
March 2025	6.49%	-10.39%	1.83%	0.64%	-2.77%	0.11%
April 2025	8.39%	-2.89%	5.41%	0.98%	2.33%	1.61%
May 2025	3.61%	-5.42%	1.19%	-2.24%	-2.71%	-3.04%
June 2025	9.69%	9.58%	9.66%	2.98%	2.93%	1.93%
July 2025	14.04%	8.45%	12.62%	-1.67%	0.09%	-2.08%
August 2025	14.31%	3.69%	11.36%	0.5%	-1.72%	-0.24%



*More figures?*

[Kenniscentrum](#)

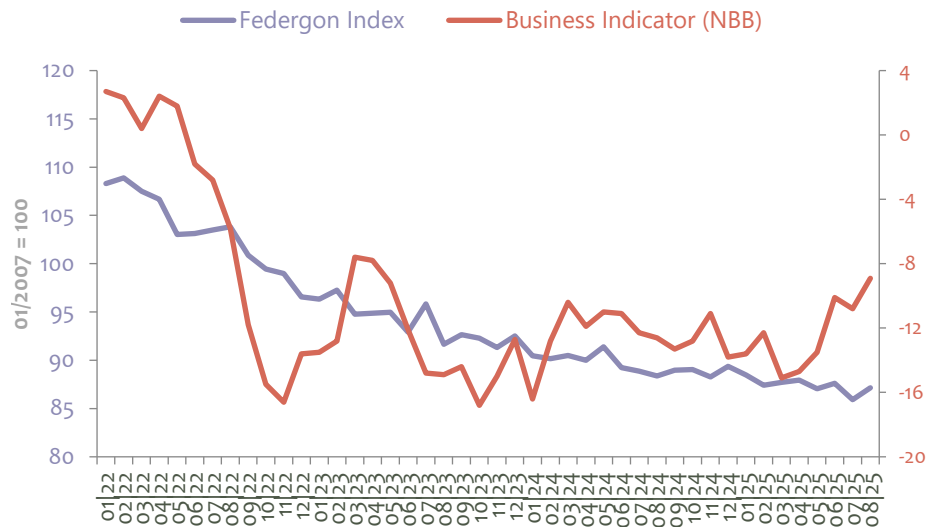
[Centre de connaissances](#)

[European Employment Barometer by  
SIA and WEC](#)

# Market Update 08/2025

## BELGIAN BUSINESS INDEX

### *"Optimism returns: Belgian business leaders see signs of improvement in August"*



- The business confidence indicator rebounded in August after last month's decline.
- The business climate improved in the manufacturing and building industries but weakened slightly in the trade and business-related services sectors.

Business leaders in the manufacturing industry assessed their total order books more positively in August, in contrast to the month before, and were also more optimistic about demand expectations. For the third consecutive survey, they expect a rise in employment over the next three months.

In the building industry, business leaders were more upbeat about the recent trend in equipment use and orders, even though order books were assessed as being significantly weaker when considering the season. However, they expect demand to pick up slightly over the next three months.

The slight downturn in the business confidence indicator for business-related services was due to a downward revision of expectations for both business activity and general market demand. However, business leaders assessed their current level of activity more favourably than last month.

The business climate in the trade sector has also deteriorated. More pessimistic expectations concerning demand and employment were only partially offset by improved expectations regarding orders to suppliers.

The overall synthetic smoothed curve, which reflects the underlying economic trend, remains on an upward trajectory.

(source: NBB)

**Visit our Expertise Center for more figures related to the Temporary Agency Work industry in Belgium:**

NL: <https://federgon.be/kennis-centrum/cijfers>

FR: <https://federgon.be/fr/centre-de-connaissances/centre-de-connaissances>

#### METHODOLOGICAL NOTE:

The monthly structural survey is conducted among a fixed sample of 38 Federgon members accounting for 68.25% of the temporary agency work industry in Belgium in 2024.

- All figures in this monthly report relate to daily averages in order to neutralize the differences in number of working days per month.
- The year-on-year evolution is calculated from gross figures.
- The month-on-previous-month changes are calculated from seasonally adjusted figures (the seasonal adjustment is performed by the Surveys Department of the National Bank of Belgium using the Demetra+ method).

**DISCLAIMER** The data contained in these pages were collected by Federgon with the utmost care and thoroughness. In view of the rapid evolution and complexity of the subjects, Federgon provides no guarantee that the information published is accurate and up-to-date. Therefore Federgon does not accept any liability for any direct and indirect damage arising from the access to and consultation or use of the information data and publications available on the website or sent by e-mail and/or from the access to and use of interactive applications.

#### FEDERAGON RESEARCH & ECONOMIC AFFAIRS

Tour & Taxis - Royal Depot  
Havenlaan 86C bus 302 / Avenue du Port 86C bte 302  
1000 BRUSSELS

stat@federgon.be

@Federgon

@VerschuerenPau

T: +32 (0)2 203 38 03

[www.federgon.be](http://www.federgon.be)

